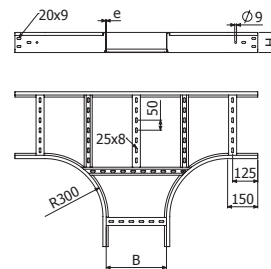




TEF-300




	B		H		R		e	AL	
	mm	inch	mm	inch	mm	inch		REF.	kg/ud
TEF-300 100x100x2	100	4"	100	4"	300	12"	2	2/6024	1,37
TEF-300 150x100x2	150	6"	100	4"	300	12"	2	2/17160	1,49
TEF-300 200x100x2	200	8"	100	4"	300	12"	2	2/17161	1,62
TEF-300 300x100x2	300	12"	100	4"	300	12"	2	2/17162	1,86
TEF-300 400x100x2	400	16"	100	4"	300	12"	2	2/17163	2,10
TEF-300 500x100x2	500	20"	100	4"	300	12"	2	2/17164	2,34
TEF-300 600x100x2	600	24"	100	4"	300	12"	2	2/17165	2,58



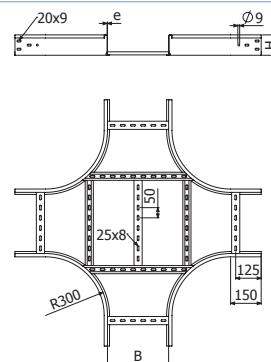
2 x JUF 100 (2/4322 - AL)



CRF-300




	B		H		R		e	AL	
	mm	inch	mm	inch	mm	inch		REF.	kg/ud
CRF-300 100x100x2	100	4"	100	4"	300	12"	2	2/17166	1,75
CRF-300 150x100x2	150	6"	100	4"	300	12"	2	2/17167	1,89
CRF-300 200x100x2	200	8"	100	4"	300	12"	2	2/17168	2,04
CRF-300 300x100x2	300	12"	100	4"	300	12"	2	2/17169	2,32
CRF-300 400x100x2	400	16"	100	4"	300	12"	2	2/17170	2,60
CRF-300 500x100x2	500	20"	100	4"	300	12"	2	2/17171	2,88
CRF-300 600x100x2	600	24"	100	4"	300	12"	2	2/17172	3,16



2 x JUF 100 (2/4322 - AL)

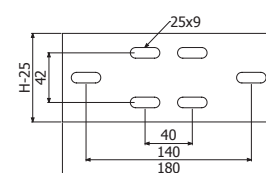


JUF




JUF 100	H		e	AL	
	mm	inch		REF.	kg/ud
	100	4"	2,5	2/4322	0,07

6 / 100 B2 (2/5392-i304)

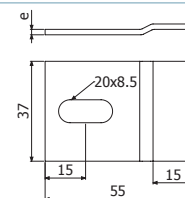


BEF

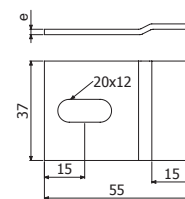


	e	AL	
		REF.	kg/ud
BEF 8	3	2/4289	0,02
BEF 10	3	2/5411	0,02

SHL --> B2 (2/5392 - i304)
SP/SPD + BEF 8 --> ISO7380 M8X30 (0/1117 - i304) + TM41 M8 (2/17583 - GC)
SP/SPD + BEF 10 --> DIN933 M10X30 (2/17547 - i304) + TM41 M10 (2/17584 - GC)



BEF 8



BEF 10